



武书连世界大学胜者排名  
WuShulian World University Winner Ranking

2023 Winner Ranking No.1 A++

Massachusetts Institute of Technology  
Winner Ranking Basic Analysis Report (2023)



## Preface

World University Winners Ranking is the first university ranking developed by Wushulian that leading the world's scientific development. The Ranking evaluates the world's universities based on the principle that when two universities are evaluated against each other in terms of citations of research papers, the winner is the one whose papers were cited more by another one. The Ranking reveals the academic dependency between thousands of universities around the world and the leading role of the top-ranked universities in scientific development.

The winner ranking uses rank plus grade to show the position of each university among 4000 universities in the world, and each grade is defined as follows:

Grade	Level	Rank	Percent of Level	Percent of Grade
A	A++	Top 2%	2%	10%
	A+	2%~5%	3%	
	A	5%~10%	5%	
B	B+	10%~20%	10%	20%
	B	20%~30%	10%	
C	C+	30%~40%	10%	20%
	C	40%~50%	10%	
D	D+	50%~60%	10%	20%
	D	60%~70%	10%	
E	E+	70%~80%	10%	30%
	E	80%~90%	10%	
	E-	Last 10%	10%	

# Content

---

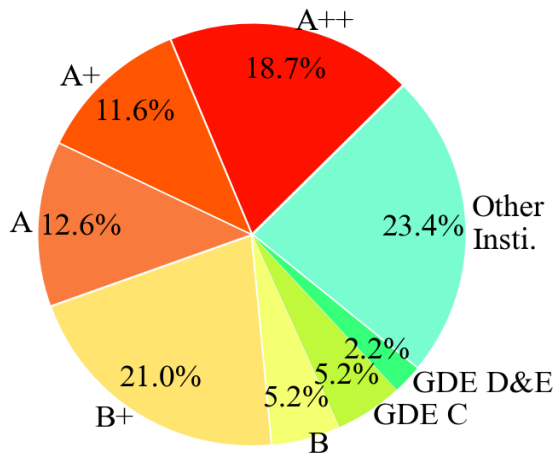
■ Winner Ranking Information	1
■ Comparison with Mutual Citation Levels from Universities at Various Ranks	1
■ Distribution of Win-Loss Ratio against Each Types of Universities	3
■ Against Universities at Various Ranks . . . . .	3
■ Against Universities on Various Continents . . . . .	3
■ Against Universities of G7 and the BRICS . . . . .	4
■ Against Universities of G20 (Other Countries) . . . . .	4
■ Against 100 Nearby Universities	5
■ Contact Us	10

## I. Winner Ranking Information

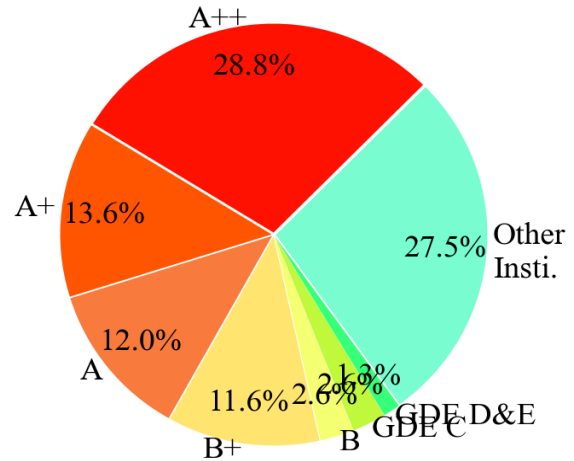
Massachusetts Institute of Technology	World Ranking 1 A++	NA 1 A++
	USA 1 A++	Citation Ranking 8
	Cambridge	Initial Ranking 4

## II. Comparison with Mutual Citation Levels from Universities at Various Ranks

Citation institutions' hierarchy of Massachusetts Institute of Technology  
 Cited Num.:155465.4



Hierarchy of institutions cited by Massachusetts Institute of Technology  
 Citing Num.:70285.1



Cited Number	Citing Number	Citing Surplus	Citing Surplus Rate(%)
155465.35	70285.06	85180.29	54.79
Cited by A++	Citing A++	A++ Citing Surplus	A++ Citing Surplus Rate(%)
29118.82	20219.54	8899.28	30.56
Cited by A+	Citing A+	A+ Citing Surplus	A+ Citing Surplus Rate(%)
18084.82	9527.89	8556.93	47.32
Cited by A	Citing A	A Citing Surplus	A Citing Surplus Rate(%)
19636.72	8462.59	11174.13	56.9

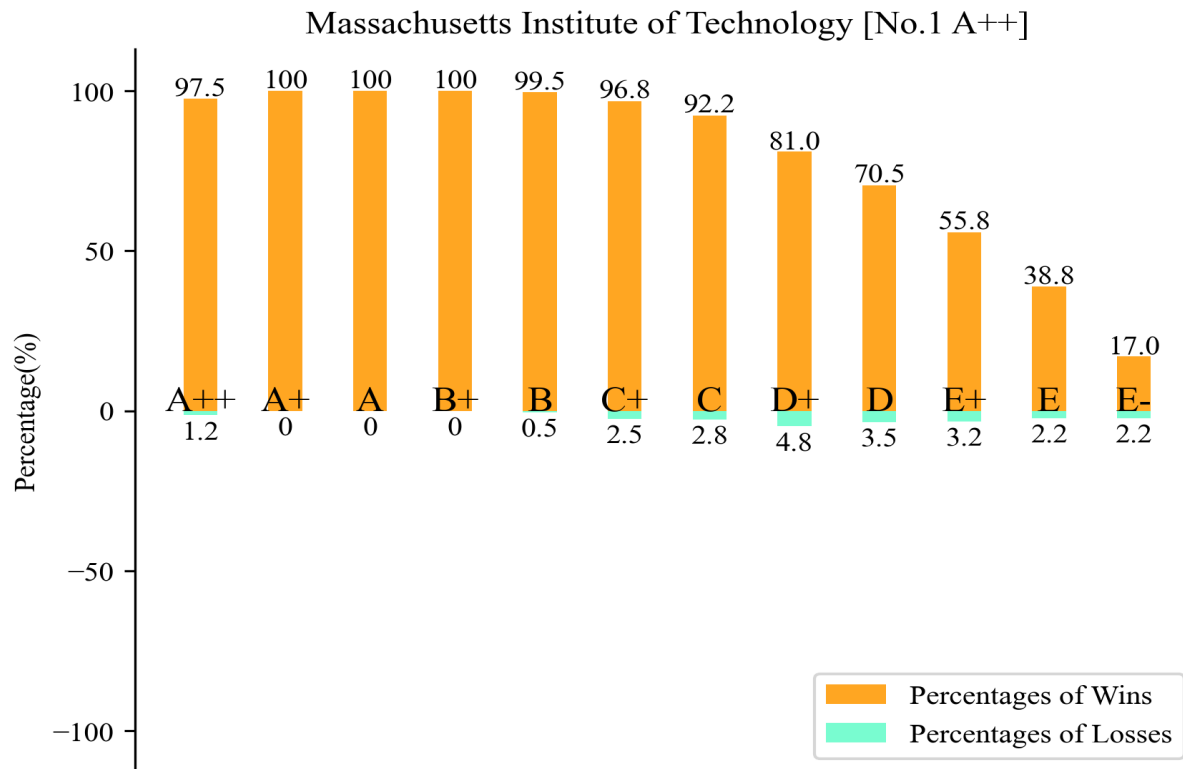


Cited by B+	Citing B+	B+ Citing Surplus	B+ Citing Surplus Rate(%)
32659.61	8176.66	24482.95	74.96
Cited by B	Citing B	B Citing Surplus	B Citing Surplus Rate(%)
8067.29	1817.94	6249.35	77.47
Cited by C+	Citing C+	C+ Citing Surplus	C+ Citing Surplus Rate(%)
5552.82	1237.69	4315.12	77.71
Cited by C	Citing C	C Citing Surplus	C Citing Surplus Rate(%)
2454.46	572.63	1881.82	76.67
Cited by D+	Citing D+	D+ Citing Surplus	D+ Citing Surplus Rate(%)
1268.75	344.1	924.66	72.88
Cited by D	Citing D	D Citing Surplus	D Citing Surplus Rate(%)
924.51	212.53	711.98	77.01
Cited by E+	Citing E+	E+ Citing Surplus	E+ Citing Surplus Rate(%)
618.72	154.54	464.18	75.02
Cited by E	Citing E	E Citing Surplus	E Citing Surplus Rate(%)
427.31	113.45	313.86	73.45
Cited by E-	Citing E-	E- Citing Surplus	E- Citing Surplus Rate(%)
247.76	88.62	159.14	64.23
Cited by Oth. Insti.	Citing Oth. Insti.	Oth. Insti. Citing Surplus	Oth. Insti. Citing Surplus Rate(%)
36403.77	19356.88	17046.88	46.83

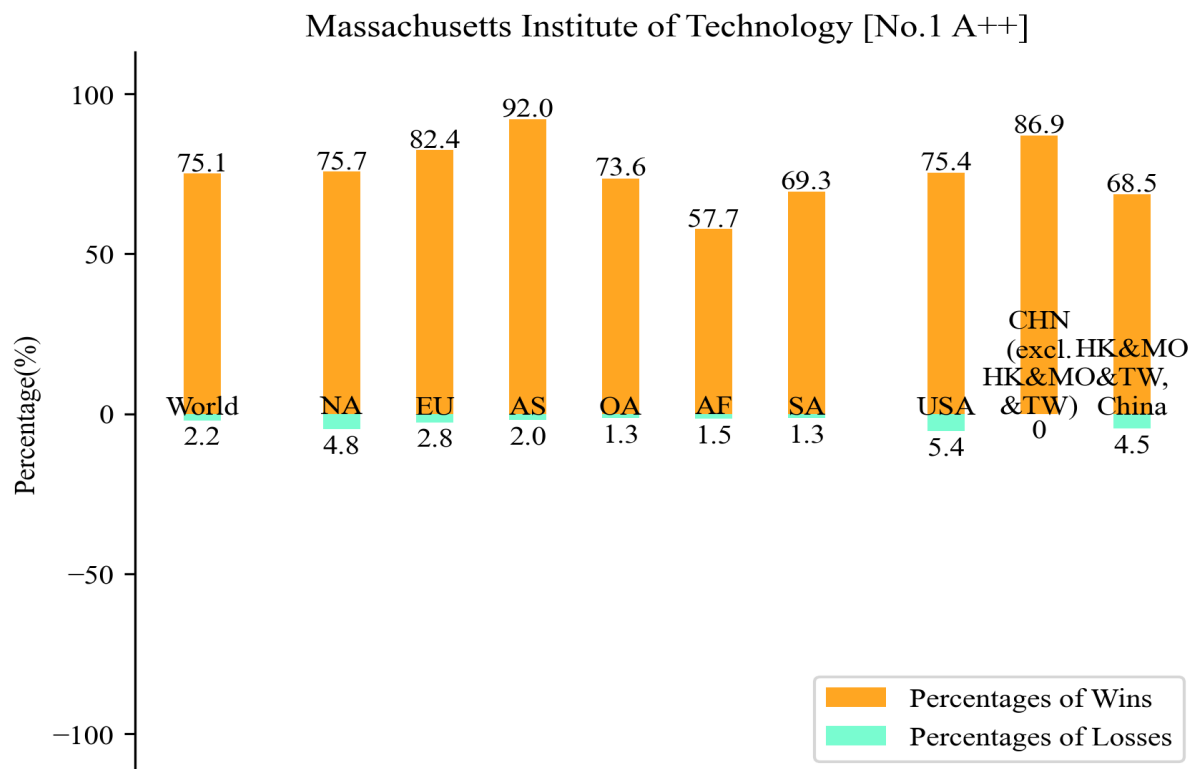
### III. Distribution of Win-Loss Ratio against Each Types of Universities

(The portion of the win-loss ratio that adds up to less than 100 points to universities with zero or equal mutual citations)

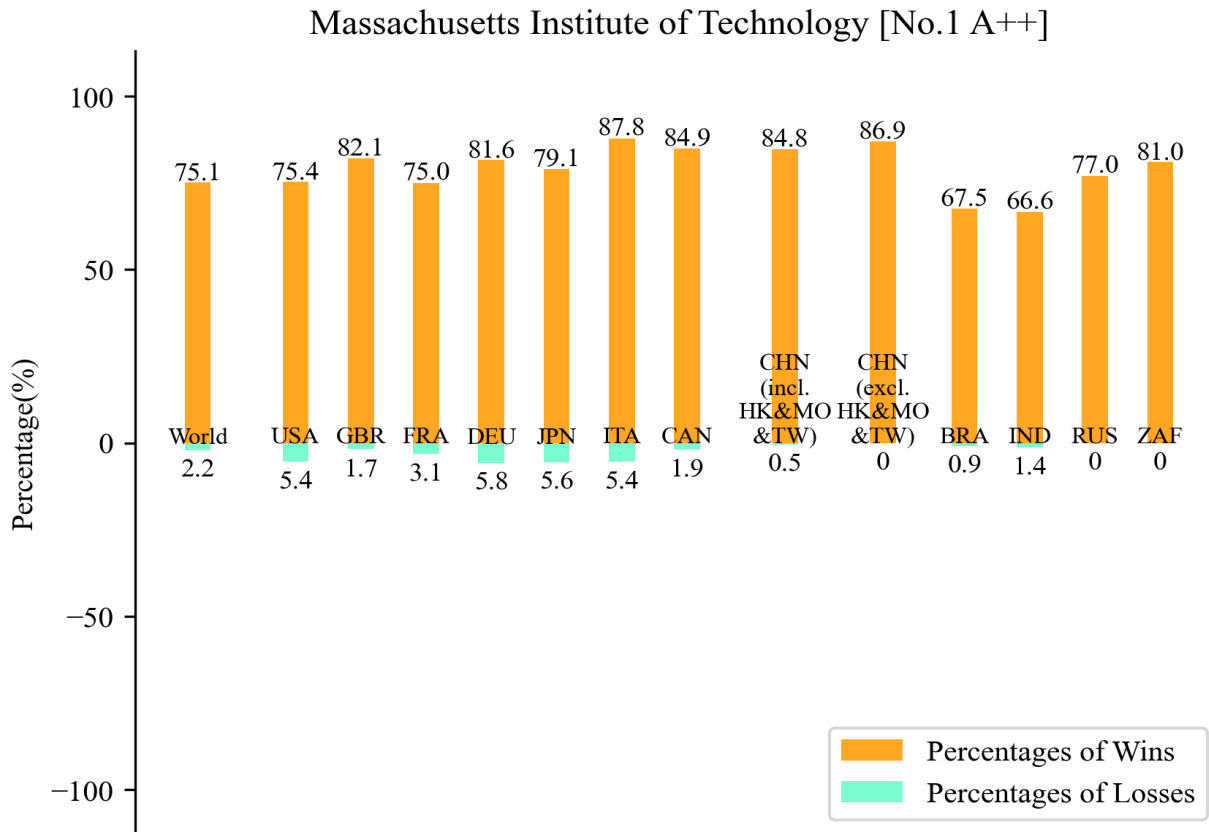
#### ■ Against Universities at Various Ranks



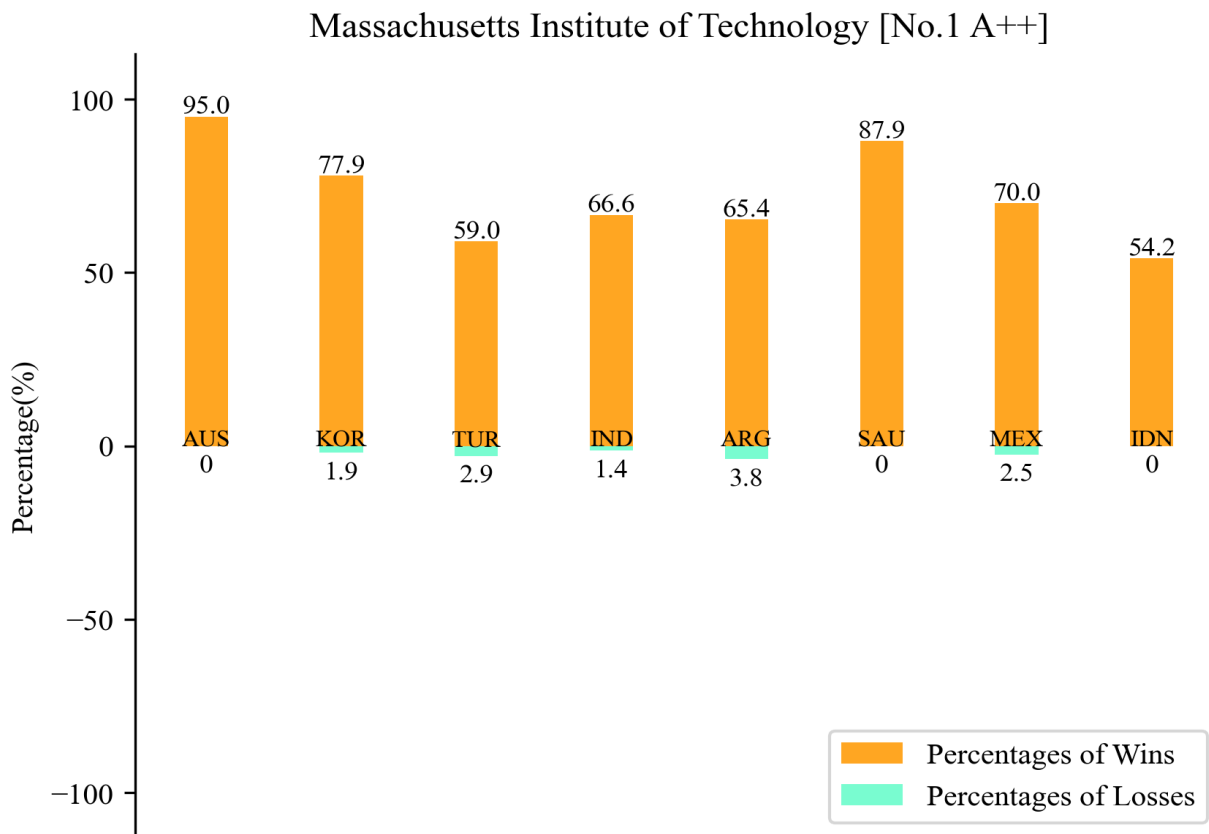
#### ■ Against Universities on Various Continents



■ Against Universities of G7 and the BRICS



■ Against Universities of G20 (Other Countries)





#### IV. Against 100 Nearby Universities

Duel Result	School Name	Winner Ranking	Country\Region & Ranking	Continent & Ranking
Draw	Massachusetts Institute of Technology	1	USA 1	NA 1
Win	Harvard University	2	USA 2	NA 2
Win	Stanford University	3	USA 3	NA 3
Loss	California Institute of Technology	4	USA 4	NA 4
Win	University of California, Berkeley	5	USA 5	NA 5
Win	Princeton University	6	USA 6	NA 6
Win	Columbia University	7	USA 7	NA 7
Win	University of Chicago	8	USA 8	NA 8
Win	University of Washington	9	USA 9	NA 9
Win	New York University	10	USA 10	NA 10
Win	University of Pennsylvania	11	USA 11	NA 11
Win	University of Oxford	12	GBR 1	EU 1
Win	University of California, Los Angeles	13	USA 12	NA 12
Win	University of Colorado, Denver	14	USA 13	NA 13
Win	University of California, Santa Cruz	15	USA 14	NA 14
Win	Carnegie Mellon University	16	USA 15	NA 15
Win	Johns Hopkins University	17	USA 16	NA 16
Win	Yale University	18	USA 17	NA 17
Win	University of Maryland-College Park	19	USA 18	NA 18
Win	The London School of Economics and Political Science	20	GBR 2	EU 2
Win	University of Colorado Boulder	21	USA 19	NA 19



Win	University of North Carolina, Chapel Hill	22	USA 20	NA 20
Win	Washington University in St. Louis	23	USA 21	NA 21
Win	University of California, San Diego	24	USA 22	NA 22
Win	Northwestern University	25	USA 23	NA 23
Win	Swiss Federal Institute of Technology Lausanne	26	CHE 1	EU 3
Win	Cornell University	27	USA 24	NA 24
Win	Duke University	28	USA 25	NA 25
Win	University of California, Santa Barbara	29	USA 26	NA 26
Win	Swiss Federal Institute of Technology in Zurich	30	CHE 2	EU 4
Win	CUNY City College	31	USA 27	NA 27
Win	University of Cambridge	32	GBR 3	EU 5
Win	University College London	33	GBR 4	EU 6
Win	PSL University	34	FRA 1	EU 7
Win	Vrije Universiteit Amsterdam	35	NLD 1	EU 8
Win	Boston University	36	USA 28	NA 28
Win	University of Basel	37	CHE 3	EU 9
Win	University of Bristol	38	GBR 5	EU 10
Win	University of Southern California	39	USA 29	NA 29
Win	Oregon Health & Science University	40	USA 30	NA 30
Win	University of Copenhagen	41	DNK 1	EU 11
Win	Utrecht University	42	NLD 2	EU 12
Win	Brown University	43	USA 31	NA 31
Win	Radboud University	44	NLD 3	EU 13



Win	Case Western Reserve University	45	USA 32	NA 32
Win	Imperial College London	46	GBR 6	EU 14
Win	University of Dundee	47	GBR 7	EU 15
Win	Dartmouth College	48	USA 33	NA 33
Win	University of Texas at Austin	49	USA 34	NA 34
Win	Stony Brook University	50	USA 35	NA 35
Win	Lund University	51	SWE 1	EU 16
Win	University of Aberdeen	52	GBR 8	EU 17
Win	University of Gothenburg	53	SWE 2	EU 18
Win	Technical University of Denmark	54	DNK 2	EU 19
Win	Emory University	55	USA 36	NA 36
Win	University of Michigan, Ann Arbor	56	USA 37	NA 37
Win	King's College London	57	GBR 9	EU 20
Win	Karolinska Institute	58	SWE 3	EU 21
Win	University of Pittsburgh	59	USA 38	NA 38
Win	University of Minnesota, Twin Cities	60	USA 39	NA 39
Win	Georgia Institute of Technology	61	USA 40	NA 40
Win	The University of Warwick	62	GBR 10	EU 22
Win	The University of Manchester	63	GBR 11	EU 23
Win	University of California, Davis	64	USA 41	NA 41
Win	University of Toronto	65	CAN 1	NA 42
Win	University of Wisconsin, Madison	66	USA 42	NA 43
Win	University of Alabama at Birmingham	67	USA 43	NA 44



Win	Rice University	68	USA 44	NA 45
Win	University of Akron	69	USA 45	NA 46
Win	Newcastle University	70	GBR 12	EU 24
Win	Vanderbilt University	71	USA 46	NA 47
Win	University of Southampton	72	GBR 13	EU 25
Win	Drexel University	73	USA 47	NA 48
Win	Erasmus University Rotterdam	74	NLD 4	EU 26
Win	University of Iowa	75	USA 48	NA 49
Win	University of East Anglia	76	GBR 14	EU 27
Win	University of St Andrews	77	GBR 15	EU 28
Win	University of California, Irvine	78	USA 49	NA 50
Win	University of Sussex	79	GBR 16	EU 29
Win	Saint Louis University	80	USA 50	NA 51
Win	Pennsylvania State University	81	USA 51	NA 52
Win	Boston College	82	USA 52	NA 53
Win	University of Utah	83	USA 53	NA 54
Win	The University of Edinburgh	84	GBR 17	EU 30
Win	University of Munich	85	DEU 1	EU 31
Win	Rutgers University-Newark	86	USA 54	NA 55
Win	Oregon State University	87	USA 55	NA 56
Win	Technical University of Munich	88	DEU 2	EU 32
Win	Tufts University	89	USA 56	NA 57
Win	University of Virginia	90	USA 57	NA 58
Win	Temple University	91	USA 58	NA 59
Win	University of Illinois at Urbana-Champaign	92	USA 59	NA 60
Win	Eindhoven University of Technology	93	NLD 5	EU 33



Win	Indiana University Bloomington	94	USA 60	NA 61
Win	Northeastern University	95	USA 61	NA 62
Win	Delft University of Technology	96	NLD 6	EU 34
Win	McMaster University	97	CAN 2	NA 63
Win	The University of Queensland	98	AUS 1	OA 1
Win	McGill University	99	CAN 3	NA 64
Win	George Washington University	100	USA 62	NA 65
Win	Rutgers University-New Brunswick	101	USA 63	NA 66

## V. Contact Us

Data analysis consulting services help your organization achieve a variety of goals, including:

- (i) Comparison with any university in the world
- (ii) Comparison with any group of universities in the world.
- (iii) How to improve your citation margin and thus your winner rank.
- (iv) How to become a higher ranked university.

Algorithm and source data services provide various resources for your research, including:

- (i) Disclosure of the winner ranking algorithm for the convenience of interested organizations or individuals to verify through repetition.
- (ii) The original times of mutual citation between schools in academic papers.
- (iii) Discussion of academic research based on the "Winner First" principle.

Please visit official website for Wushulian Universities Ranking([www.wurank.net](http://www.wurank.net)).